



We've Got Mail, so You've Got Mail!

Email has become such a huge part of our daily lives, so much so, that we depend on it constantly. From emailing colleagues the latest weekly report to sharing articles and other information with friends, we email throughout the week and weekend on a variety of devices. Wouldn't it be great if your app had tightly integrated email support, complete with contact management and attachment capabilities? That's what BASIS thought too, so read on and discover this new reality with the addition of two new Email Utility classes and how BBj[®] Jasper and Barista[®] can now access them.

EmailDialog Class

The new EmailDialog Class is a vital new addition to the Email utility that allows developers to access a built-in BBj[®] email program to send a message with an optional attachment. Because this BASIS program's source is native BBj code, the user can send emails from within any BBj program – GUI or BUI. Launching this new feature displays the simple and intuitive window shown in **Figure 1**.

EmailDialog uses the standard set of controls found in any typical email program – “To,” “Subject,” “Message” – and provides the ability to add an

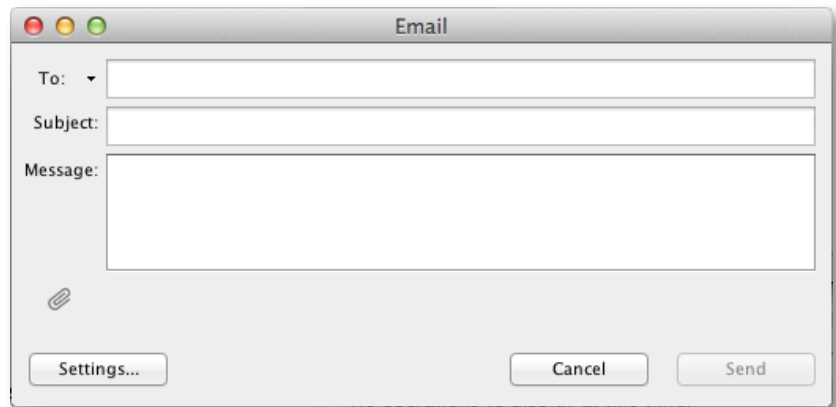


Figure 1. The EmailDialog user interface

attachment to the message. There are also Cc and Bcc options (**Figure 2**) available through the dropdown menu located in the “To” menu button.

Configuring the EmailDialog is very simple. Just click the [Settings...] button at the bottom of the main window (**Figure 1**) and complete the information in the Email Settings dialog (**Figure 3**); “From Email”

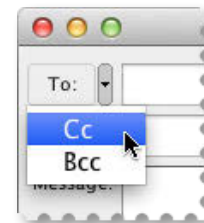


Figure 2. The Cc and Bcc options located in the To: dropdown

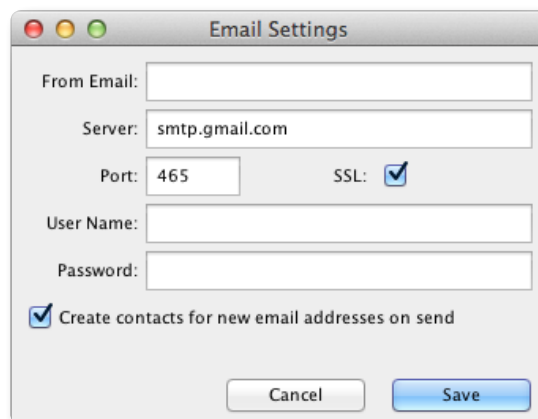



Figure 3. Configuring the utility via the Email Settings dialog



By Amer Child
Digital Communications/
Web Developer

address, mail “Server” and “Port,” “User Name,” and “Password.” By default, the mail server uses Google and SSL for secure communication over the Internet, but those parameters are configurable to match your needs.

EmailContact Class

With any email program, it is desirable to have a contacts list. The second class that BASIS added to the Email Utility is EmailContact, activated by marking the checkbox “Create contacts for new email addresses on send.” Users can simply access their own contact list with a click on the [To:] button, and their list of available contacts displays in a new window, as shown in **Figure 4**.

The built-in contact list stores the information on the client system for each user to access and maintain individually. To send an email to a contact in the list, the user clicks the name, or multiple names with [Ctrl]+click, and then clicks [Select]. From inside this list, users can also manually add new contacts, or edit or remove an existing contact by clicking the entry and selecting [Edit...] or [Remove].

BBJasper, You’ve Got Mail!

With the addition of these new classes, BASIS has given BBJasper access to the Email utility, greatly enhancing reporting output capabilities. See the email button that now appears on the menu bar (**Figure 5**) of the BBJasperReport viewer window, which launches the EmailDialog. Notice that BBJasper automatically adds a link to the viewed report in the attachment field.

Similar to the BBJasperViewer toolbuttons, developers can programmatically disable, hide, or even override the email button to call their own custom code. The email functionality is easily added to your applications as well, paving the way for a one-click email attachment.

Barista, You’ve Got Mail!

When viewing a BBJasper report from within Barista, clicking the email button launches Barista’s own Document Queue Information form rather than the EmailDialog form, so the user can add the report to the Barista Document Queue. By implementing the feature in this way, BASIS allows for consistency between your custom application, DocOut, and/or JasperReports, giving

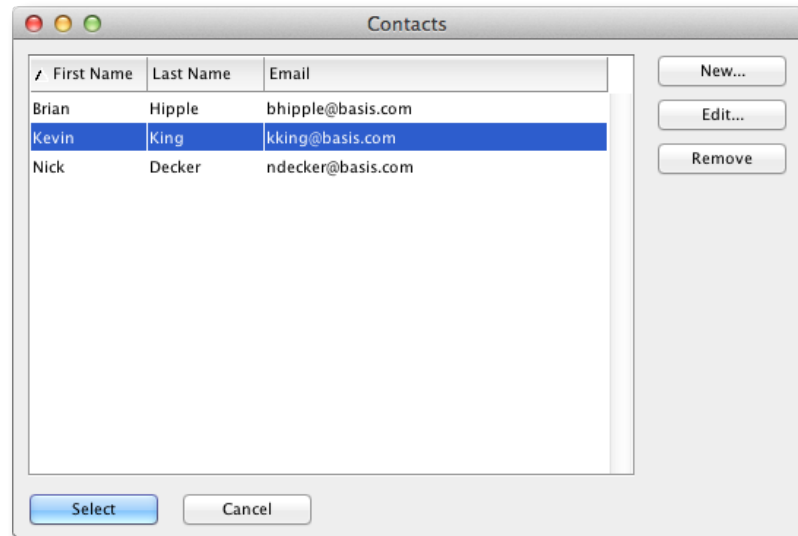


Figure 4. A sample contacts list

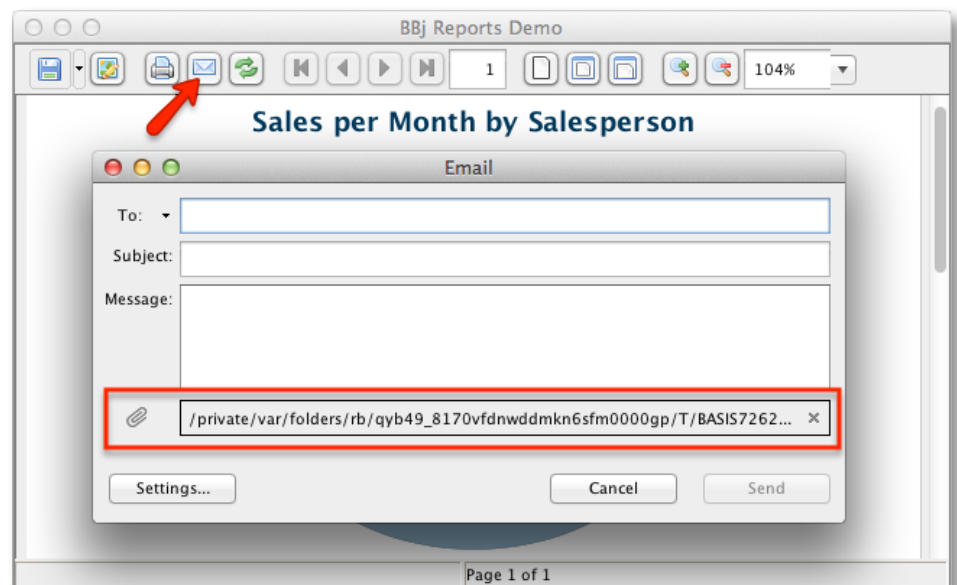


Figure 5. Attaching a report to an email in BBJasper

a consistent and more intuitive user experience with any of the components you use in your application.

Summary

With new BASIS’ Email utility classes – EmailDialog and EmailContact – you can now easily add value to any BBj application with a new email solution. Even sending attachments within your application is as simple as the click of a button. Built-in contact management allows users to easily manage and maintain their own contacts for quick

distribution of important information. The EmailDialog class is another great addition to the BASIS toolset, making the development of your application even easier and more user-friendly. And the price is right – no cost! Add value to your business apps and tell your users, “You’ve Got Email!” ■



Have a look at the online help for the full no-cost Email utility at links.basis.com/emaildocs